

CT CARDIO SERIES

CT70 - COMMERCIAL TREADMILL



PRODUCT OVERVIEW

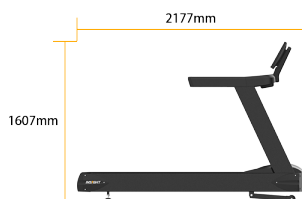

The CT70 is positioned for commercial fitness centers and high-end training environments. In addition to inheriting the upgraded elevation support system and electronic control platform from the CT50, the CT70 further emphasizes intelligent interaction, immersive training experiences, and remote management—meeting the demands of digitalized and smart club operations. Equipped with 1080P high-definition displays [21.5" / 23.8"], a color rotary dial control module, and a high-power wireless charging station with smart foreign-object detection, the CT70 integrates advanced features such as point-to-point screen casting, OTA remote upgrades, and seamless app connectivity.

The CT70 not only enhances the immersive training and technology-driven experience for members but also delivers greater value for operators by supporting smarter facility management and brand promotion.


SPECIFICATIONS & KEY FEATURES

Specifications

Dimensions (L × W × H)	2177mm×938mm×1607mm
Packaging Dimensions	2200mm×960mm×503mm
Gross Weight / Net Weight	248/190kg
Maximum User Weight	180kg
Motor Power	rated power 3HP, maximum peak power: 7HP
Output Voltage	AC220V , 50Hz
Screen Type	21.5"/23.8" LCD display
Screen Material	LCD
Display Information	Time, Distance, Steps, Calories, Speed, Incline, Heart rate, Program modes, Fault diagnosis
Speed Range	0-20km/h
Speed Levels	3、6、9km/h
Incline Range	0-15%
Incline Levels	4%、8%、12%
Running Belt Thickness	2.5mm
Running Area Size	570*1550mm
Running Board Thickness	25mm
Running Deck Height	250mm
Quick Access Keys	Speed adjustment, incline adjustment
Training Modes	Quick start, program modes (10 preset training programs), Target Mode
Emergency Stop Switch Style	Pull-cord type
Safety Key	Yes
Energy-Saving Function	Motion sensor with auto-standby
Charging Function	Wireless charging
Wireless screen casting	Supports multi-system screen casting
Knob control	1.6-inch Color TFT Rotary Control for Intuitive Operation
Cup Holder	Yes
Phone Holder	Yes
Fan	Yes
Bluetooth	Yes
WIFI	Yes



Product Features



Premium Commercial Quality

Constructed with a high-strength steel frame, supporting up to 180kg. Designed to withstand 24/7 high-frequency training environments.



Powerful & Stable Drive System

3.0HP continuous-duty motor with 7.0HP peak output delivers smooth, quiet performance even during heavy use.



Immersive Smart Experience

Equipped with a 21.5"/23.8" HD screen, supporting point-to-point screen mirroring from Apple, Android, and HarmonyOS devices. Compatible with Zwift and Kinomap apps, combined with 10 preset training programs for both performance and entertainment.



Smart Interaction & Remote Upgrades

Features a 1.6-inch color TFT rotary control system for intuitive operation. Supports OTA remote upgrades and customizable screen savers, providing added value for club operations and branding.



Comprehensive Safety & Comfort

Proprietary shock absorption technology, auto standby with motion sensor, auto-standby, wireless charging with anti-slip placement, and ergonomic handles together ensure enhanced safety and comfort throughout every workout.